



TOOL // Mon Auto-évaluation

What is the tool?

The tool is Mon auto-évaluation.

What is it used for?

This self-assessment tool and rubric is used to promote and assess oral expression in class.

How do you use it?

The teacher and class discuss trips (or other topics), using when, where, what, and why questions. The class co-compiles a list of words that relate to the topic and the teacher records the words on the board.

The students develop sentences about the topic in French, using the vocabulary on the board. The students then present an oral description of a trip they have taken to the class in French, and invite questions.

Following their presentation, students use the self-assessment tool to reflect on the feedback they received and their success in using the list of words that the class compiled.

Students hand in their self-assessment so that the teacher may use it as part of the student's overall oral assessment.

Mon auto-évaluation








Je m'appelle _____

La date aujourd'hui est _____

Le but d'apprentissage:

Nous apprenons à parler en français au sujet _____

Nous apprenons à partager nos préférences.

J'ai du succès quand je peux:	des fois 	souvent 	toujours 
<ul style="list-style-type: none"> parler en français en phrases complètes; 			
<ul style="list-style-type: none"> écouter les préférences de nos amis ou nos amies; 			
<ul style="list-style-type: none"> poser des questions; et 			
<ul style="list-style-type: none"> partager mes préférences au sujet _____ 			

Je suis fier parce que _____.

Je suis fière parce que _____.