



## **TOOL // TWITTER Wall Exit Cards**

### **What is it used for?**

This provides a place for students to show what they know or understand from a specific lesson to guide programming the next day.

### **How do you use it?**

At the beginning of the year a number of props from the dollar store are brought in. Students can choose whatever they wish to have their picture taken in. These pictures are placed on the Twitter Board on the back cabinet. After a teaching/learning lesson students are given a quick question to complete on a sticky and place on their Twitter Feed. The teacher can quickly scan to see; “Who’s got it, Who needs some more practice, or Who needs re-teaching of a skill or concept and record names on a sheet with those titles. This can be used in any subject area i.e. Math – complete a 2 digit multiplication question, Science – What is matter? Reading- chose a text feature from your reading today and tell how it helped you as a reader?


**GRADE 6**   
**TWITTER FEED**  





#THOMAS



#MATT



  
 #TOM




#JOSH



#BRYCE

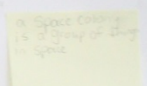


  
 #MACKENZIE




#SPENCER




  
 #DANA



  
 #ROBBIE




  
 #CAMERON



#CONNOR



  
 #AUSTEN