



## **TOOL // Primary Good Writers Self Assessment Checklist**

### **What is the tool?**

Good Writers Checklist Student Self Check

### **What is it used for?**

The tool is used for assessment as learning. Students reflect on their writing, using a checklist based on success criteria co-created in the classroom.


































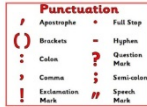





















### **How do you use it?**

Each student considers their writing, and the success criteria. They think about how well they are doing for each step of the process. They indicate their feelings by circling a happy face for *really well*, a neutral face for *okay*, a sad face for *need to work on it*.

This checklist should be completed after a teacher-student conference in which the matching descriptive feedback sheet has been used so that the student's ability to self-reflect has been scaffolded.

Name: \_\_\_\_\_

**Good Writers Check List Student Self Check**

|  |  |
|--|--|
| <p><b>Thinking of my idea</b> - Use my schema - Make a plan<br/>Writing a message and illustration to tell the reader about my idea</p>  |      |
| <p><b>Write about my idea</b></p> <ul style="list-style-type: none"> <li>○ Think of the words I want to use – Say it out loud or in my head</li> <li>○ Add labels / words</li> <li>○ Add detailed sentences (2 or more sentences)</li> </ul> |      |
| <p><b>Make Sense</b> - Make sure my words and ideas and pictures make sense</p>  |      |
| <p><b>Add detailed illustrations</b></p>   |      |
| <p><b>Editing Skill</b><br/><b>Stretch out the letter sounds I hear</b></p>  |      |
| <p><b>Use the words wall or word book</b></p>  |      |
| <p><b>Use UPPERCASE and lowercase letters</b></p>  |      |
| <p><b>Use finger spaces in-between my words</b></p>  |      |
| <p><b>Use punctuation makers in each sentence</b><br/>(. ? !, "Hi")</p>  |      |
| <p><b>Use neat careful printing</b></p>  |      |
| <p><b>Write my ideas in order/sequence</b><br/><b>First, Then, Next, At last</b></p>   |     |
| <p><b>Add Detail</b><br/>Add more sentences to make my writing interesting<br/>Add describing words: see, taste, touch, smell.<br/><u>5 W's</u> Who, What, Where, When, why</p>  |       |
| <p><b>Share my writing and thinking with a friend</b></p>  |      |
| <p><b>Make changes and improvements to my writing</b></p>  |     |