
































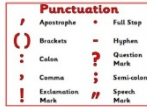




















Name: _____

Good Writers Check List Student Self Check

<p>Thinking of my idea - Use my schema - Make a plan Writing a message and illustration to tell the reader about my idea</p>	   
<p>Write about my idea</p> <ul style="list-style-type: none"> ○ Think of the words I want to use – Say it out loud or in my head ○ Add labels / words ○ Add detailed sentences (2 or more sentences) 	   
<p>Make Sense - Make sure my words and ideas and pictures make sense</p>	   
<p>Add detailed illustrations</p>	   
<p>Editing Skill Stretch out the letter sounds I hear</p>	    
<p>Use the words wall or word book</p>	   
<p>Use UPPERCASE and lowercase letters</p>	   
<p>Use finger spaces in-between my words</p>	   
<p>Use punctuation makers in each sentence (. ? !, "Hi")</p>	   
<p>Use neat careful printing</p>	   
<p>Write my ideas in order/sequence First, Then, Next, At last</p>	  
<p>Add Detail Add more sentences to make my writing interesting Add describing words: see, taste, touch, smell. <u>5 W's</u> Who, What, Where, When, why</p>	   
<p>Share my writing and thinking with a friend</p>	   
<p>Make changes and improvements to my writing</p>	