

Grade 2 Geometry Formative Assessment

1. Match each shape to its name.

sphere


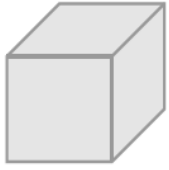
cone

cube

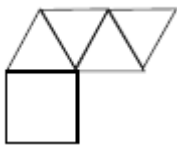
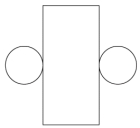
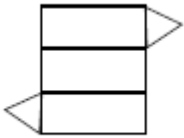
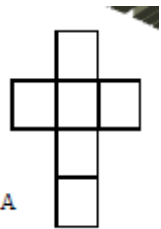
rectangular prism

pyramid

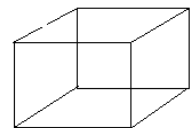
cylinder



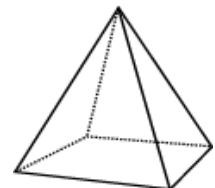
2. Match the net to its shape



3. How many vertices does this shape have? _____



How many faces does this shape have? _____



Observations