



TOOL // Grade 1/2 Writing Self-Assessment

What is it used for?





The tool provides the students with an easy to understand success criteria to use when self-assessing their writing.

How do you use it?

The success criteria is gone over with the students so they understand what each indicator means. After they complete a piece of writing they use the tool to self-assess how well they feel they have met the criteria. The tool is attached to their writing and becomes the focus of mini conferences with the teacher around their writing and their next steps. The tool can be adjusted with fewer indicators earlier in the year so it is not overwhelming for the children. As well, the tool is shared with parents so they understand what goals their child has in writing and this allows them to support the process at home.

Name: _____

Self Assessment Writing Tool

	Yes	No
I am able to write my own ideas.		
I  have spaces between my words.		
I used all lowercase letters. 		
I put a capital at the beginning of the sentence and a period at the end of the sentence.		
My writing is neat . NO MONSTER PRINTING		
I have at _____ sentences		
I sounded out my words by stretching out the sounds. 		
I re-read my writing and touched every word as I read it. 		
My writing is clear and interesting .		