



TOOL // Kindergarten – Early Grade 1 Bookmark Writing Checklist

What is it used for?






The tool provides a child and parent friendly way for teachers to document beginning writing development.






How do you use it?






The bookmarks are copied onto cardstock and used when conferencing with the child about their writing. The teacher encourages the child to identify what they are “Work On” or “Got It”. The teacher records using check marks and helps the child set a goal for their writing based on the “Working on it” check marks. The bookmarks are a great way to communicate to parents the stages their child is going through in writing and where they need support. Bookmarks are regularly sent home to parents.

How do you adapt it to other subjects and topics?

N/A

My Name is		Working On It	Got It!
Talk	A. I can talk about what I'm going to write about. 		
	B. I can give details that relate to the topic. 		
Draw	C. My picture is connected to my story. 		
	D. Details in my picture help tell the story. 		
	E. Labels add detail. 		
Write	F. I use letters to write. SDAPM TFO		
	G. I write the letter sounds I hear in words. I LK MI KR.		
	H. I use popcorn words in my writing. I see a big cat.		

My Name is		Working On It	Got It!
Talk	A. I can talk about what I'm going to write about. 		
	B. I can give details that relate to the topic. 		
Draw	C. My picture is connected to my story. 		
	D. Details in my picture help tell the story. 		
	E. Labels add detail. 		
Write	F. I use letters to write. SDAPM TFO		
	G. I write the letter sounds I hear in words. I LK MI KR.		
	H. I use popcorn words in my writing. I see a big cat.		

My Name is		Working On It	Got It!
Talk	A. I can talk about what I'm going to write about. 		
	B. I can give details that relate to the topic. 		
Draw	C. My picture is connected to my story. 		
	D. Details in my picture help tell the story. 		
	E. Labels add detail. 		
Write	F. I use letters to write. SDAPM TFO		
	G. I write the letter sounds I hear in words. I LK MI KR.		
	H. I use popcorn words in my writing. I see a big cat.		